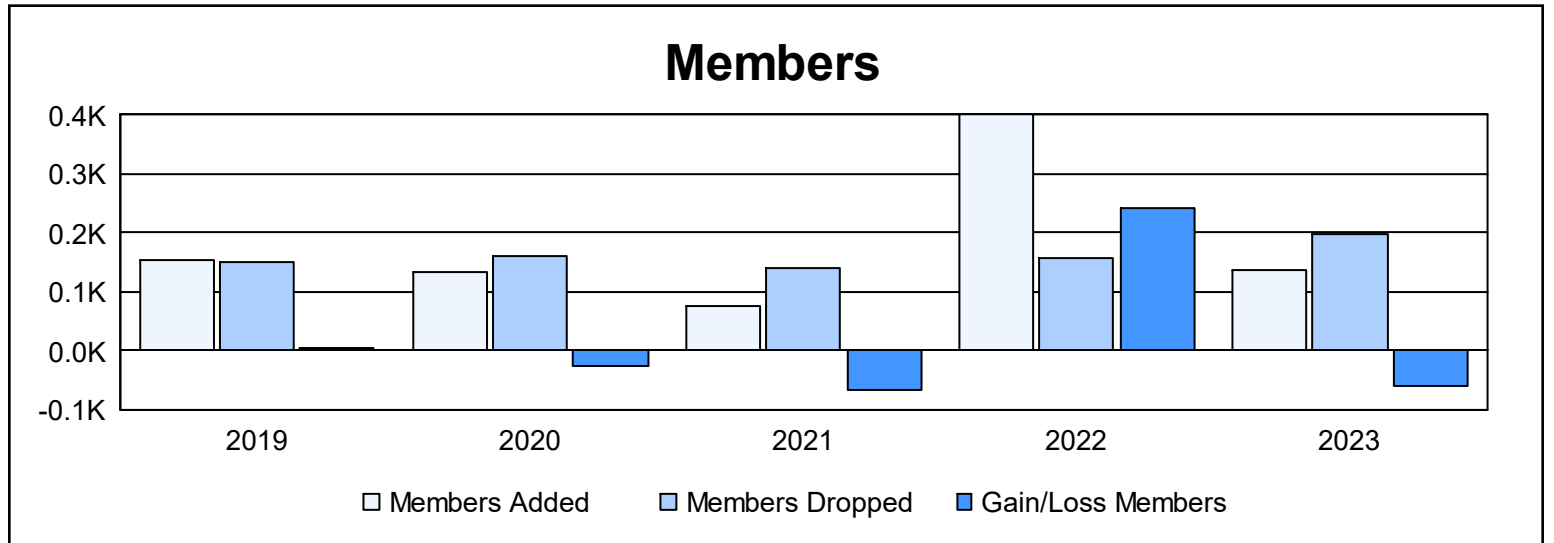
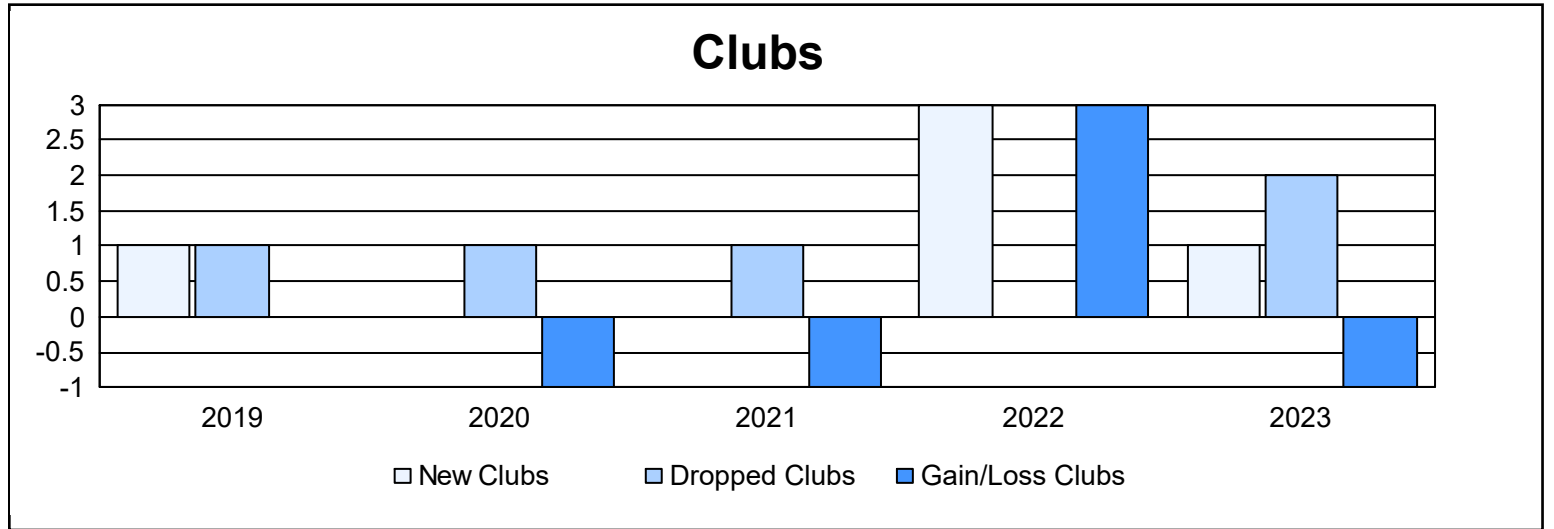
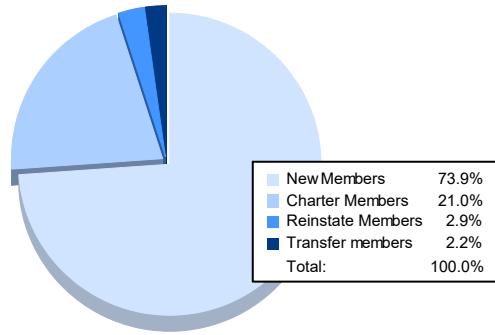


Year	New Clubs	Dropped Clubs	Gain/ Loss Clubs	New Members	Charter Members	Reinstate Members	Transfer Members	Total Member Added	Total Members Dropped	Gain/ Loss Members
2018-2019	1	1	0	105	33	7	8	153	149	4
2019-2020	0	1	-1	100	20	5	10	135	160	-25
2020-2021	0	1	-1	64	1	6	4	75	141	-66
2021-2022	3	0	3	287	79	27	7	400	158	242
2022-2023	1	2	-1	102	29	4	3	138	198	-60
<b>Average</b>	<b>1</b>	<b>1</b>	<b>0</b>	<b>132</b>	<b>32</b>	<b>10</b>	<b>6</b>	<b>180</b>	<b>161</b>	<b>19</b>



### Membership Composition June 2023 Cumulative



### Gender Composition June 2023 Cumulative

